

High efficiency, single-digit numeric displays

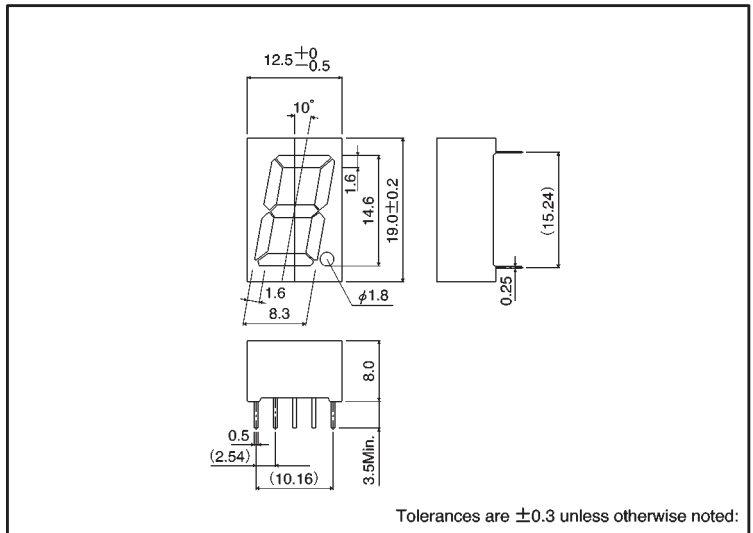
LA-601 BL Series

The LA-601 BL series are LED numeric displays designed to be used in bright locations. Red, orange, yellow and green are available, and they are suitable for use in a wide range of applications.

●Features

- 1) Height of display : 14.6 mm.
- 2) Dimensions : 12.5 × 19 × 8 mm.
- 3) Common anode and common cathode configurations are available for each color.
- 4) High efficiency reflectors are used to achieve a bright, clear display.
- 5) The package surface is painted black and the segments are colored the display color.

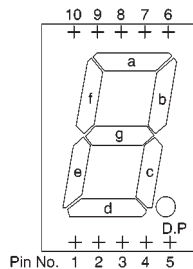
●External dimensions (Units: mm)



●Selection guide

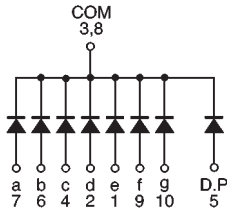
Emitting color	Common			
	Red	Orange	Yellow	Green
Anode	LA-6760	LA-601DB	LA-601YB	LA-601MB
Cathode	LA-6760	LA-601DL	LA-601YL	LA-601ML

●Pin assignments



Pin No.	Function
1	Segment "e"
2	Segment "d"
3	Common
4	Segment "c"
5	D.P
6	Segment "b"
7	Segment "a"
8	Common
9	Segment "f"
10	Segment "g"

● Internal circuit schematic (example of common cathode)



● Absolute maximum ratings ($T_a = 25^\circ\text{C}$)

Parameter	Symbol	Red	Orange	Yellow	Green	Unit
		LA-601VB / VL	LA-601DB / DL	LA-601YB / YL	LA-601MB / ML	
Power dissipation	P_D	480	480	480	480	mW
Power dissipation	P_D / seg	60	60	60	60	mW
Forward current	I_F	20	20	20	20	mA
Peak forward current	I_{FP}	60*	60*	60*	60*	mA
Reverse voltage	V_R	5	5	5	5	V
Operating temperature	T_{opr}	-25~+75				$^\circ\text{C}$
Storage temperature	T_{stg}	-30~+85				$^\circ\text{C}$

* Pulse width 1ms duty 1 / 5

● Electrical and optical characteristics ($T_a = 25^\circ\text{C}$)

Parameter	Symbol	Conditions	Red			Orange			Yellow			Green			Unit
			Min.	Typ.	Max.	Min.	Typ.	Max.	Min.	Typ.	Max.	Min.	Typ.	Max.	
Forward voltage	V_F	$I_F=10\text{mA}$	—	2.0	2.8	—	2.0	2.8	—	2.1	2.8	—	2.1	2.8	V
Reverse current	I_R	$V_R=3\text{V}$	—	—	100	—	—	100	—	—	100	—	—	100	μA
Peak wavelength	λ_P	$I_F=10\text{mA}$	—	650	—	—	610	—	—	585	—	—	563	—	nm
Spectral line half width	$\Delta \lambda$	$I_F=10\text{mA}$	—	40	—	—	40	—	—	40	—	—	40	—	nm

◎ Not designed for radiation resistance.

● Luminous intensity

Color	λ_P	Type	Min.	Typ.	Max.	Unit
Red	650	LA-601VB	3.6	10	—	mcd
		LA-601VL				
Orange	610	LA-601DB	3.6	10	—	mcd
		LA-601DL				
Yellow	585	LA-601YB	3.6	10	—	mcd
		LA-601YL				
Green	563	LA-601MB	5.6	16	—	mcd
		LA-601ML				

Note: Measured at $I_F = 10\text{ mA}$